



Football

AMAZÔNIA ARENA - MANAUS

WELCOME!

You are now part of the world's greatest sports event. The Rio 2016 Olympic Games Spectator Guide brings tips and important information to enable you to make the most of this great party. Enjoy your reading!





WELCOME!

You are now part of the world's greatest sports event. The Rio 2016 Olympic Games Spectator Guide brings tips and important information to enable you to make the most of this great party. Enjoy your reading!



Football

GOLDEN TIPS

What you need to know to enjoy every single moment of the Rio 2016 Games

- Before leaving, **check out the latest information** about the Games on rio2016.com
- Do not forget your tickets and **check the date, time and place** of competitions on the website before leaving. Get more tickets on rio2016.com/en/tickets
- **Check the weather forecast** and prepare yourself accordingly
- **Use public transport.** It is not possible to park at the competition venues and their surroundings
- **Plan your trip.** Transport systems and competition venues will be crowded. It can take you a while to go back and forth!
- Arrive early: **most venues open two hours before the competition gets underway.** If the session has already started, you may have to wait for a break to enter. **Check out this information** at rio2016.com/en/venues
- You will go through a **security check** with X-ray equipment. **Forbidden or restricted items** will be collected and not returned. **Check the complete list** on rio2016.com/en/venues
- **Avoid carrying bags to speed up your entrance.** If necessary, choose the smaller ones that you can put on your lap or under the seat
- **Identify children** and other special cases with **bracelets made available at the public information desks**
- Look for the **Rio 2016 team** members wearing **green** - they are there to **help you!**
- **It is forbidden to smoke at the competition venues.** There are designated smoking areas. Get more information with the volunteers or at the public information desks
- This **Guide has a map with the services available at the venues**
- **Within Rio 2016 venues, payments** can only be made in **cash or Visa debit**, credit or pre-paid cards
- **Download the official app** on rio2016.com/en/app and **stay tuned** to everything that happens during the Games
- Bring your energy and support. Let's make it an unforgettable party!

TM/© Rio 2016 (2016) - All rights reserved. This Guide is exclusively for educational, informational and referential purposes. Available for download in Portuguese, English and Spanish on the website rio2016.com/en/spectator-guide. All maps and information are subject to change without prior notice. Selling and reproducing are forbidden.

LEARN MORE ABOUT MANAUS

Manaus is located at the heart of the largest tropical rainforest in the world, the Amazon Rainforest. It is a land of rivers, forest, *belle époque* architecture, and the combination of ancient indigenous culture and technology. A city ready to welcome Rio 2016 Games football matches. Learn more at visitamazonastour.com.

SUSTAINABILITY

Do your part and dispose of your rubbish appropriately. Use the coloured recycling collectors provided: they benefit recycling cooperatives, generating social inclusion and new businesses.

ACCESSIBILITY

Individuals with an impairment or reduced mobility, such as obese people, senior citizens, pregnant and breastfeeding women and people with small children are entitled to preferential service when accessing venues and on services offered to Games' spectators. Exclusive services intended for this audience are also available at all venues. Get more information with the volunteers or at the public information desks.

FORMS OF PAYMENT

VISA In recognition of its 30 years of support to the Olympic Games, only Visa (debit, credit or prepaid) and cash are accepted for purchases at Rio 2016 venues.

CONTACT US

An open channel to listen to you.
Call centre: + 55 (21) 3004-2016*
rio2016.com/en/contact

*Price of a local call if calling from Brazil.
Price of a call to Rio de Janeiro if calling from overseas.

UNDERSTANDING THE SPORT

HOW IT ALL BEGAN

Football is the most popular sport in Brazil. A national passion, it is practised on beaches, streets, fields and courts. The Brazilian squad unites all its fans, who refer to the nation as “the country of football”.

Football’s first appearance in the Olympic programme was in Paris 1900, as a display sport. It joined the Games for good in London 1908, with FIFA’s endorsement. Women’s football was included only in Atlanta 1996.

ABOUT THE COMPETITION

Teams with 11 players dispute matches of 2 halves of 45 minutes each. In the male tournament, 16 countries are divided into 4 groups. The top two of each group go through to the quarter-finals, when the knockout phase starts, finishing only at the end of the competition.

In the women’s competition, 12 countries are divided into 3 groups. The two best countries of each group and the two best in third place advance to the quarter-finals. After that, the tournament follows the same format as the men’s.

In the elimination phase, for both tournaments, if the game ends in a draw, there is a 30-minute extra time. If the draw remains, a penalty shoot-out defines the winner.

DID YOU KNOW?

- No woman has scored more goals in the Olympic Games than Brazilian Cristiane Rozeira: 5 in Athens 2004, 5 in Beijing 2008 and 2 in London 2012
- The only country to participate in all editions of the World Cup and the only one to be five times world champion, Brazil has never won a gold medal in the Olympic Games. Despite its five medals in men’s football (three silver and two bronze), they still wait for a gold one



PROGRAMME*

AUGUST	SESSIONS	
03 WED		
04 THU		18:00 23:00
05 FRI		
06 SAT		
07 SUN		18:00 23:00
08 MON		
09 TUE		18:00 23:00
10 WED		
11 THU		
12 FRI		
13 SAT		
14 SUN		
15 MON		
16 TUE		
17 WED		
18 THU		
19 FRI		
20 SAT		
21 SUN		

* Information are subject to change without prior notice.

EVENTS

M Men’s tournament

F Women’s tournament

16 men’s teams/288 athletes
12 women’s teams/216 athletes

M Male event **F** Female event



PLANNING YOUR TRIP

ARRIVING AT THE VENUE

The Amazônia Arena is located in the central zone of Manaus city and it is one of Rio 2016 Games competition venues. Check out how to get there:

BUS STOP – AV. DJALMA BAPTISTA > LINES:
008, 010, 118, 123, 128, 200, 203, 205, 207, 209, 212, 213, 214, 215, 217, 218, 222, 223, 227, 315, 316, 323, 328, 350, 356, 358, 401, 402, 407, 422, 427, 440, 443, 452, 459, 502, 540, 580, 626, 652, 671, 676, 678, AEROPORTO-CENTRO, AEROPORTO-DISTRITO E TURISMO
B, C AND D ENTRIES - 13min walk/930m

SPECIAL LINE 1 – POVOS DA AMAZÔNIA > ARENA DA AMAZÔNIA
SPECIAL LINE 2 – SEFAZ > ARENA DA AMAZÔNIA
SPECIAL LINE 3 – EDUARDO RIBEIRO > ARENA DA AMAZÔNIA
B, C AND D ENTRIES - 11min walk/750m

SPECIAL LINE 4 – P. NEGRA > ARENA DA AMAZÔNIA
SPECIAL LINE 5 – T3 > ARENA DA AMAZÔNIA
SPECIAL LINE 10 – AIRPORT > ARENA DA AMAZÔNIA
B, C AND D ENTRIES – 10min walk/700m

SPECIAL LINE 8 – T5 > ARENA DA AMAZÔNIA
B, C AND D ENTRIES – 23min walk/1,700m

Accessible transport - Departing from the Legislative Assembly (Assembleia Legislativa), there is an accessible auxiliary shuttle service available for the convenience of people in wheelchairs or with reduced mobility. Learn more about public transport accessibility during the Games at onibusmanaus.com.br.

ATTENTION!

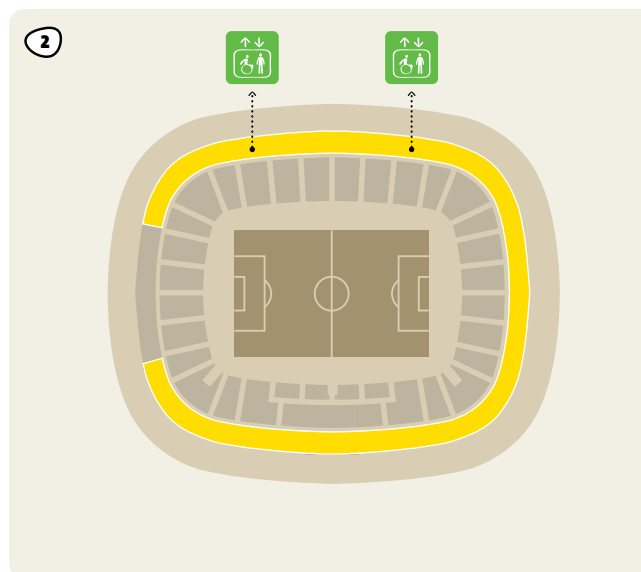
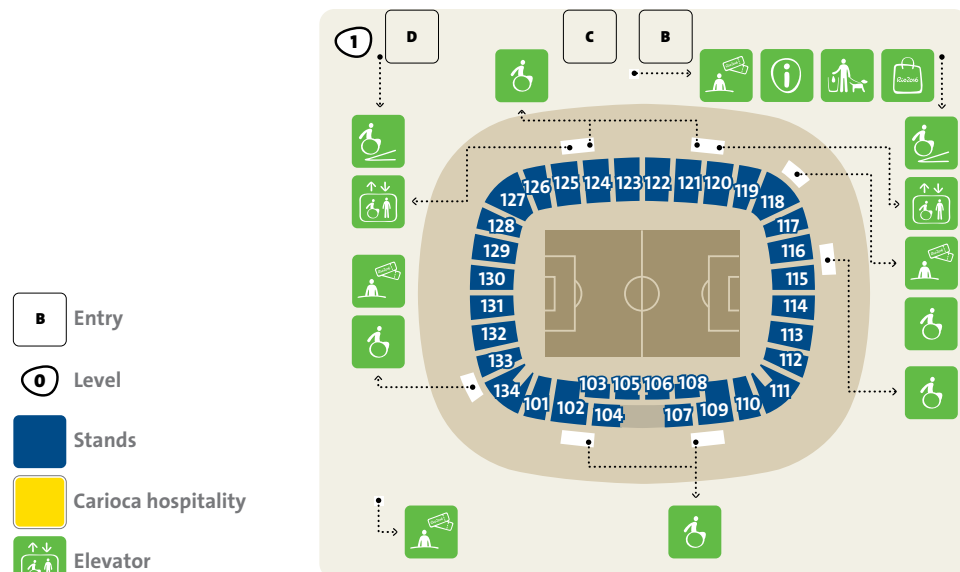
- Make sure you check the competition schedule and public transport stops
- Check the venue entry locations and pay attention to the signs at the stops
- After the competition, check the venue exits and public transport access signs
- Walking times are estimated based on the average speed of 1.2m/s

- Amazônia Arena
- Entry and exit
- B** Entry
- Spectator way
- Bus stop
- Special line
- Accessible auxiliary shuttle



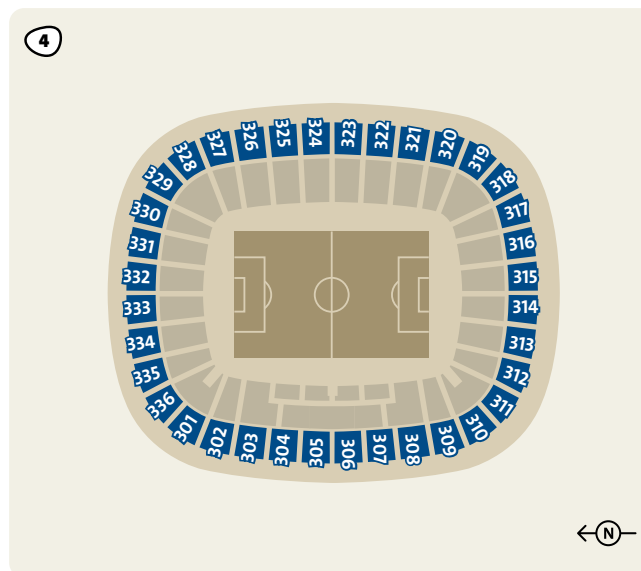
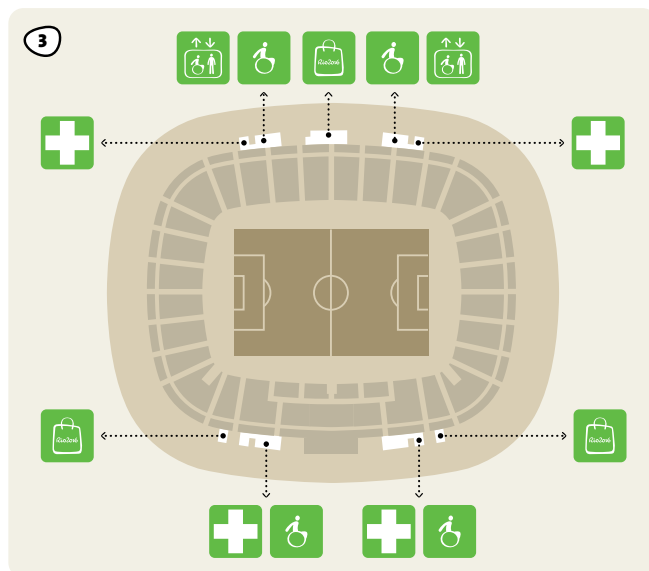
DISCOVERING THE VENUE

ACCESSIBLE SUBTITLE: IMAGE OF THE VENUE BLUEPRINT



- B** Entry
- O** Level
- Stands
- Carioca hospitality
- Elevator
- Ticket resolution office
- Public information
- Spectator medical post
- Accessible toilet
- Dog relief area
- Rio 2016 Store

To access the different levels of the venue you can use the stairs, besides lifts and ramps shown on the map. Food and beverage services are available at all levels. The same goes for the toilets - accessible, women's and men's.





WORLDWIDE OLYMPIC PARTNERS



OFFICIAL SPONSORS



OFFICIAL SUPPORTERS



OFFICIAL SUPPLIERS

Airbnb C&A Ceg Editora Globo EF Education First EVENTIM ISDS
Karcher Komeco Localiza Manpowergroup Microsoft Mondo Nielsen
Nike RGS Events RIOgaleão SEG Gymnastics Symantec Technogym

SUPPLIERS

Bauerfeind Casa da Moeda do Brasil EMC H. Olhos Paulista Posterscope Brasil

GOVERNMENTAL PARTNERS

